



TEMPLATE: WEB-SLINGER COOKIE POPS


Print out this page in black and white, and cut around the dotted lines of the template pieces.

For full details, follow the **Web-Slinger Cookie Pops** recipe as well as the instructions on **How to Cut Cookie Shapes Using a Geek Sweets Template** and **How to Dam & Flood a Cookie** from the 'Skills Training and Combat Tricks' chapter of my book, *Geek Sweets: An Adventurer's Guide to Baking Wizardry*.



REFERENCE FOR
ROYAL ICING WEBBING
PLACEMENT.

ROYAL ICING EYE TEMPLATE (SEE WEB-SLINGER COOKIE POPS RECIPE FOR DETAILS.)



GEEK SWEETS: AN ADVENTURER'S GUIDE TO BAKING WIZARDRY

BY JENNY BURGESS | WWW.GEEKSWEETS.NET