



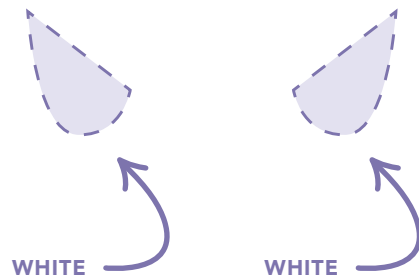
TEMPLATE: MERC IN YOUR MOUTH COOKIES

Print out this page in black and white, and cut around the dotted lines of the template pieces.

For full details, follow the **Merc in your Mouth Cookies** recipe and the **How to Cut Cookie Shapes Using a Geek Sweets Template** and **Custom Edible Toppers** instructions from my book, *Geek Sweets: An Adventurer's Guide to Baking Wizardry*.



BOTTOM COOKIE ("CIRCLE 1")



TOP COOKIE ("CIRCLE 2")

GEEK SWEETS: AN ADVENTURER'S GUIDE TO BAKING WIZARDRY

BY JENNY BURGESS | WWW.GEEKSWEETS.NET